

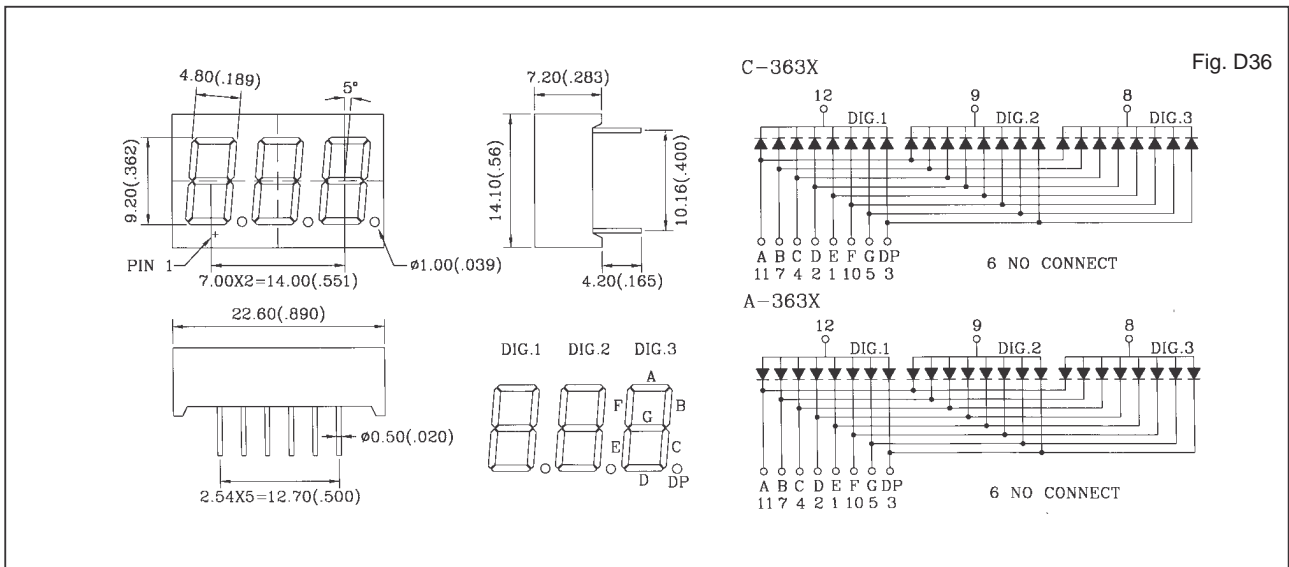
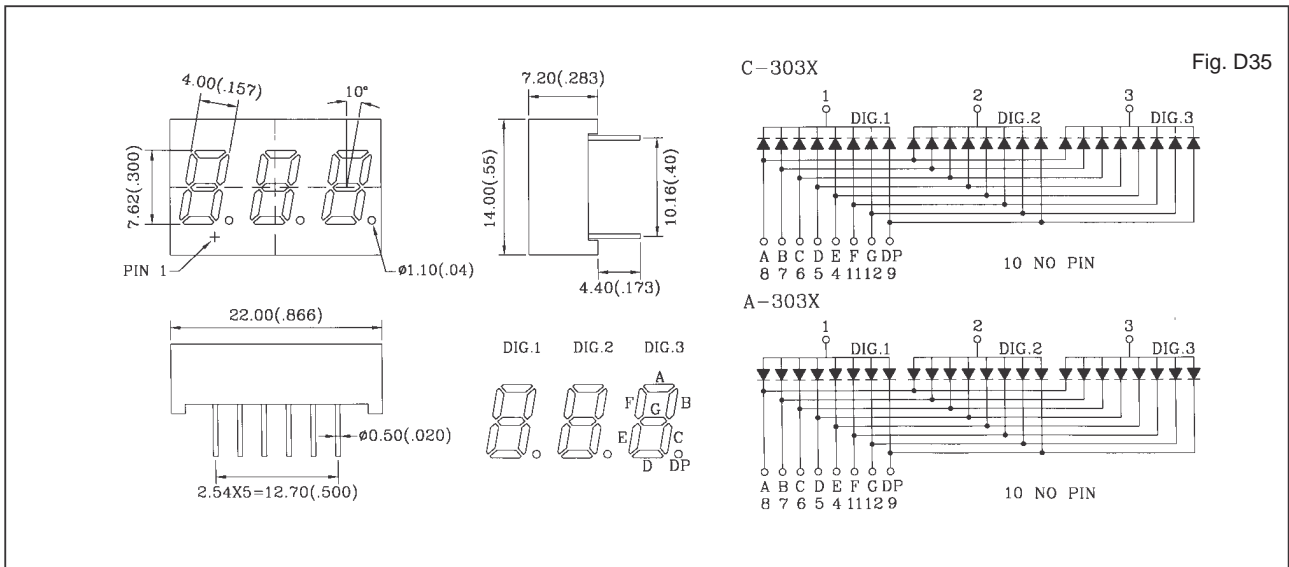


**C/A-303X, C/A-363X THREE DIGITS DISPLAY**

Shape	Part No.		Chip		Wave Length $\lambda$ p(nm)	Electro-Optical Characteristics			Fig.No.
	Common Cathode	Common Anode	Raw Material	Emitted Color		Vf(V)20mA		Iv(ucd)10mA	
						Typ.	Max.	Typ.	
	C-303H	A-303H	GaP	Red	700	2.3	2.8	550	D35
	C-303E	A-303E	GaAsP/GaP	Hi.effi Red	635	2.1	2.8	1800	
	C-303G	A-303G	GaP	Green	565	2.2	2.8	1600	
	C-303Y	A-303Y	GaAsP/GaP	Yellow	585	2.1	2.8	1500	
	C-303SR	A-303SR	GaAlAs	Super Red	660	1.8	2.2	5000	
	C-363H	A-363H	GaP	Red	700	2.3	2.8	550	D36
	C-363E	A-363E	GaAsP/GaP	Hi.effi Red	635	2.1	2.8	1800	
	C-363G	A-363G	GaP	Green	565	2.1	2.8	1600	
	C-363Y	A-363Y	GaAsP/GaP	Yellow	585	2.1	2.8	1500	
	C-363SR	A-363SR	GaAlAs	Super Red	660	1.8	2.2	5000	



- 1.All dimension are in millimeters (inches).
- 2.Tolerance is  $\pm 0.25$  mm (0.01") unless otherwise specified.